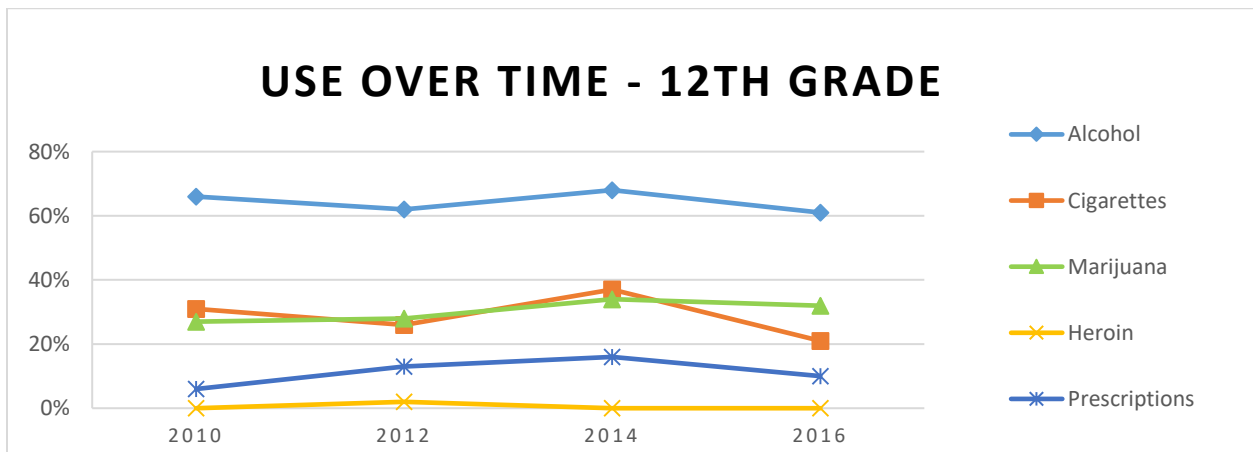
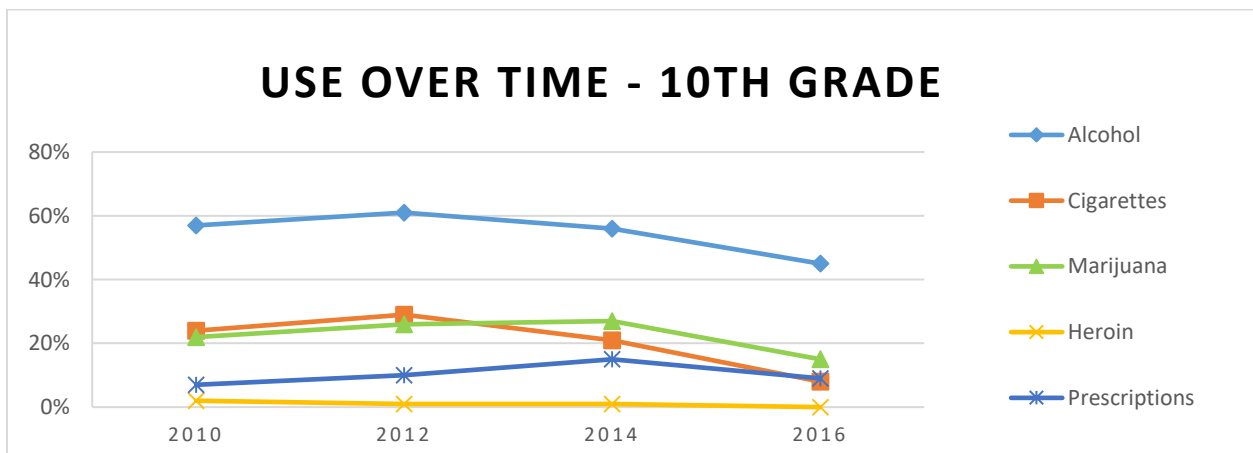
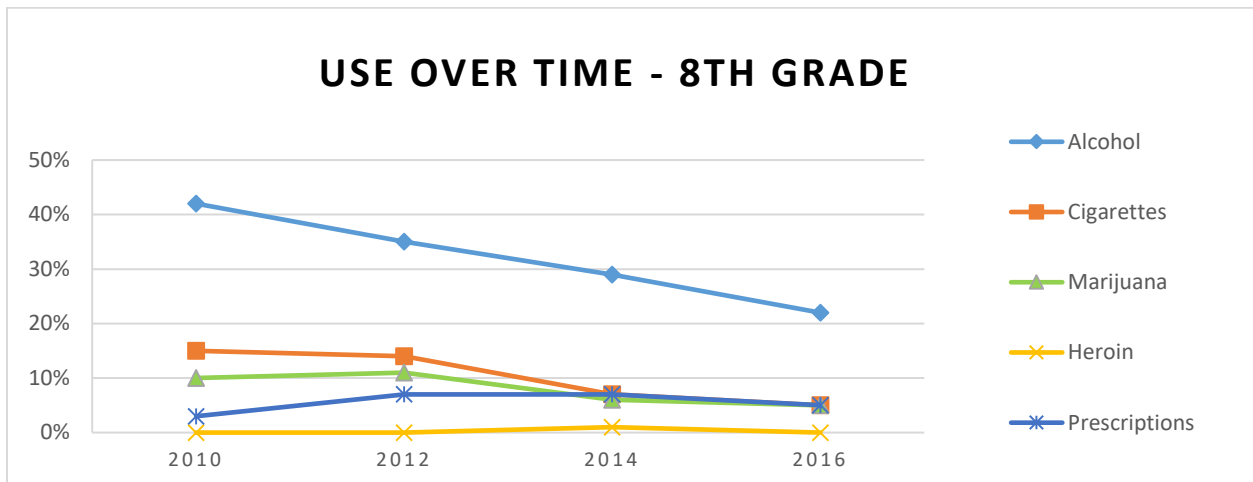


Iroquois County Illinois Youth Survey Overview



2016 IYS Overview

Sample

85% of 8th graders and 76% of 10th and 12th graders in Iroquois County were surveyed.

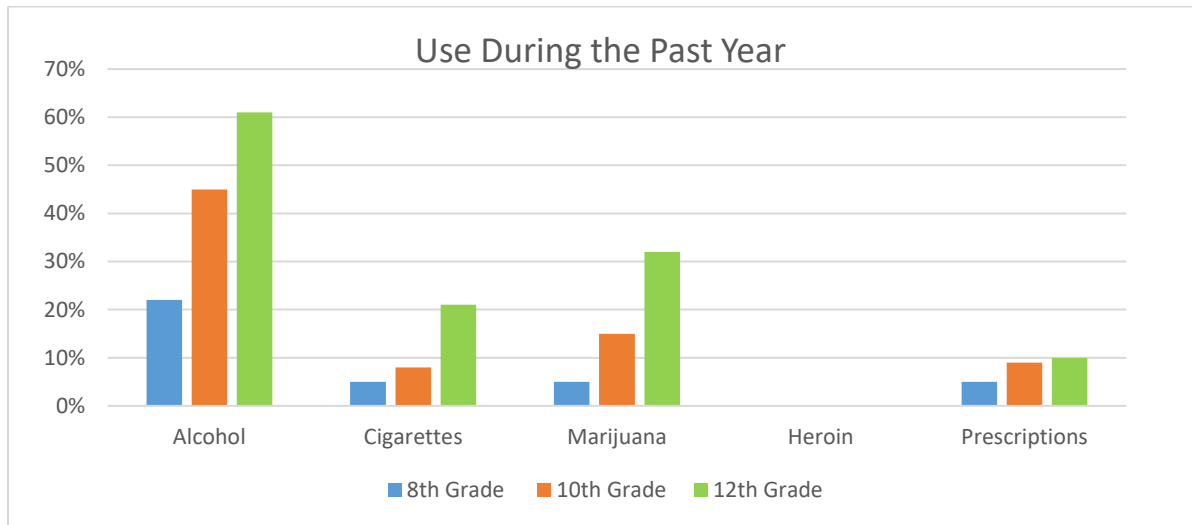
(1) Student Characteristics

Includes demographic data and other information about the surveyed population, for example:

Slightly more girls than boys completed the survey (113 vs 104).

(2) Drug Prevalence and Behaviors

Includes substance use behaviors including type, frequency, and consequences of drug use, for example:



Past Year Use	Alcohol	Cigarettes	Marijuana	Heroin	Prescriptions
8th Grade	22%	5%	5%	0%	5%
10th Grade	45%	8%	15%	0%	9%
12th Grade	61%	21%	32%	0%	10%

New – Twice as many 10th graders had smoked e-cigarettes in the past 30 days, as had smoked traditional cigarettes. 10th and 12th graders were more than five times as likely to do this as 8th graders (10-15% v 2%). Slightly smaller numbers smoked a hookah or water pipe. The e-cigarette rates were similar to marijuana use among 10th graders.

(3) Drug Use Contributing Factors

Includes factors in students, their families, and their communities that may increase or reduce the risk of youth substance abuse, such as access to substances and parental communication about expectations to not use drugs, for example:

Alcohol continues to be the most abused substance, with 8% of 8th graders, 20% of 10th graders, and 42% of 12th graders indicating drinking during the past 30 days. However, 82% of 10th graders think the actual rates are higher; only about 9% have an accurate perception. 52% of 12th graders think the rates are higher; 15% have an accurate perception.

About three quarters of 8th and 10th graders who smoke marijuana are given it by a friend, while 90% of 12th graders get it from a friend. About half of the users also buy it from someone who sells drugs. About 13% take it from their parents without their parents' permission, while slightly fewer (11%) of 10th and 12th graders also report getting it from their parents with their permission.

Nearly the same percentage of adolescents view taking prescription drugs and smoking cigarettes as a moderate or great risk to harming themselves (91-90%). They also consider these behaviors to be more risky than drinking alcohol (71%) or smoking marijuana (ranging from 75% among 8th graders to 42% among 12th graders).

(4) Interpersonal Conflict, Violence and Delinquency

Includes experiences with violence and high-risk behaviors including bullying and fighting, for example:

Nearly half of 8th graders report having been bullied in some way, as well as more than 42% of 10th graders and 30% of 12th graders. The most likely form of bullying is name calling, followed by being harassed or having rumors spread on the Internet or through text messages and by being threatened with physical harm.

Twice as many 8th and 10th graders as 12th graders had been in a physical fight on school property during the past year (10% vs 5%).

(5) Academic and School Experiences

Includes youth opinions of their academic experiences, their school environment, and engagement in youth activities, for example:

Nearly 35% of the students think none or few teachers or other adults notice if they are having trouble learning something. More than 25% think that few if any adults at school really care about them, or notice if they are not there, or listens to them when they have something to say, or tells them when they do a good job.

Nearly 60% of the students think that few if any things they do at school make a difference. A similar percentage of the students think that the activities they do at school are interesting (57%).

Approximately 64% of respondents are involved in two or more activities. Sports related activities are most popular, followed by participation in faith-based youth groups, scouting, 4H, and service or volunteer projects.

12th graders are more likely than 10th graders to expect to definitely complete a training program, military service, and/or a college degree after high school (70% vs 57%), while about 6% of 10th and 12th graders indicate that they probably or definitely will not.

(6) Mental, Social and Physical Health

Includes a variety of mental and physical health issues including thoughts about depression/suicide, nutrition, and physical activity (including estimates of obesity), for example:

During the past 12 months, 16% of 10th and 12th graders seriously considered attempting suicide.

Approximately 30% of the students felt so sad or hopeless almost every day for two weeks or more in a row that they stopped doing some usual activities.

One in five 8th graders (20%) knows only one adult (other than a parent) that they could talk to about important things in their life, while 14% do not know anyone. Among 10th and 12th graders, 16% know only one adult and about 10% know none.

67% of the students are a healthy weight, 3% are underweight and 30% are either overweight or obese.

Around 25% of the students have dinner with their families only two or fewer times per week.

For more information, visit the Illinois Youth Survey website at <https://iys.cprd.illinois.edu/>, or go directly to the 2016 Iroquois County report at https://iys.cprd.illinois.edu/UserFiles/Servers/Server_178052/File/2016/Cnty16_Iroquois.pdf.